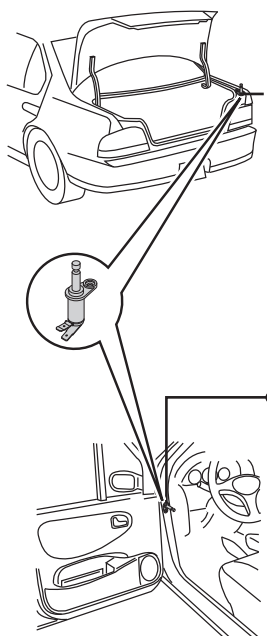


Selezione suoni:
vedi TABELLA SIRENE a pag.12
Sounds selection:
see SIRENS TABLE at page 24



ROSSO RED (15)

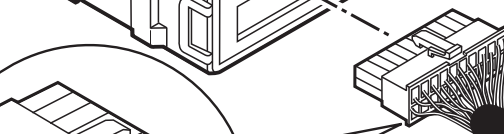
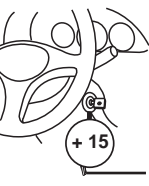
GIALLO / BLU
YELLOW / BLUE (14)

NERO BLACK (GND)

NERO BLACK (12)

BLU / ROSA BLUE / PINK

VERDE / ROSSO GREEN / RED



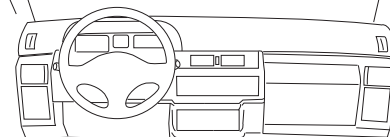
15A ROSSO RED

GND NERO BLACK

ROSSO RED

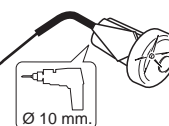
BIANCO WHITE

Testine sensore ultrasuoni
Ultrasonic sensor transducers



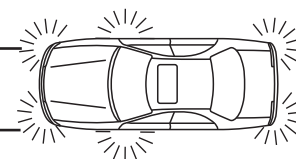
Pannello di emergenza
Emergency Panel

Antenna / Aerial



GIALLO YELLOW

GIALLO YELLOW



CHIUSURE CENTRALIZZATE
CENTRAL DOOR LOCKING

VERDE GREEN

VERDE GREEN

BLOCCO MOTORE
ENGINE CUT OFF



max 20A (5 sec.)
12A cont.

ROSA / NERO PINK / BLACK

INGRESSO SENSORI AGGIUNTIVI / SEGNALE DI TACHIGRAFO
ADDITIONAL SENSORS INPUT / SPEEDOMETER SIGNAL

GRIGIO GREY

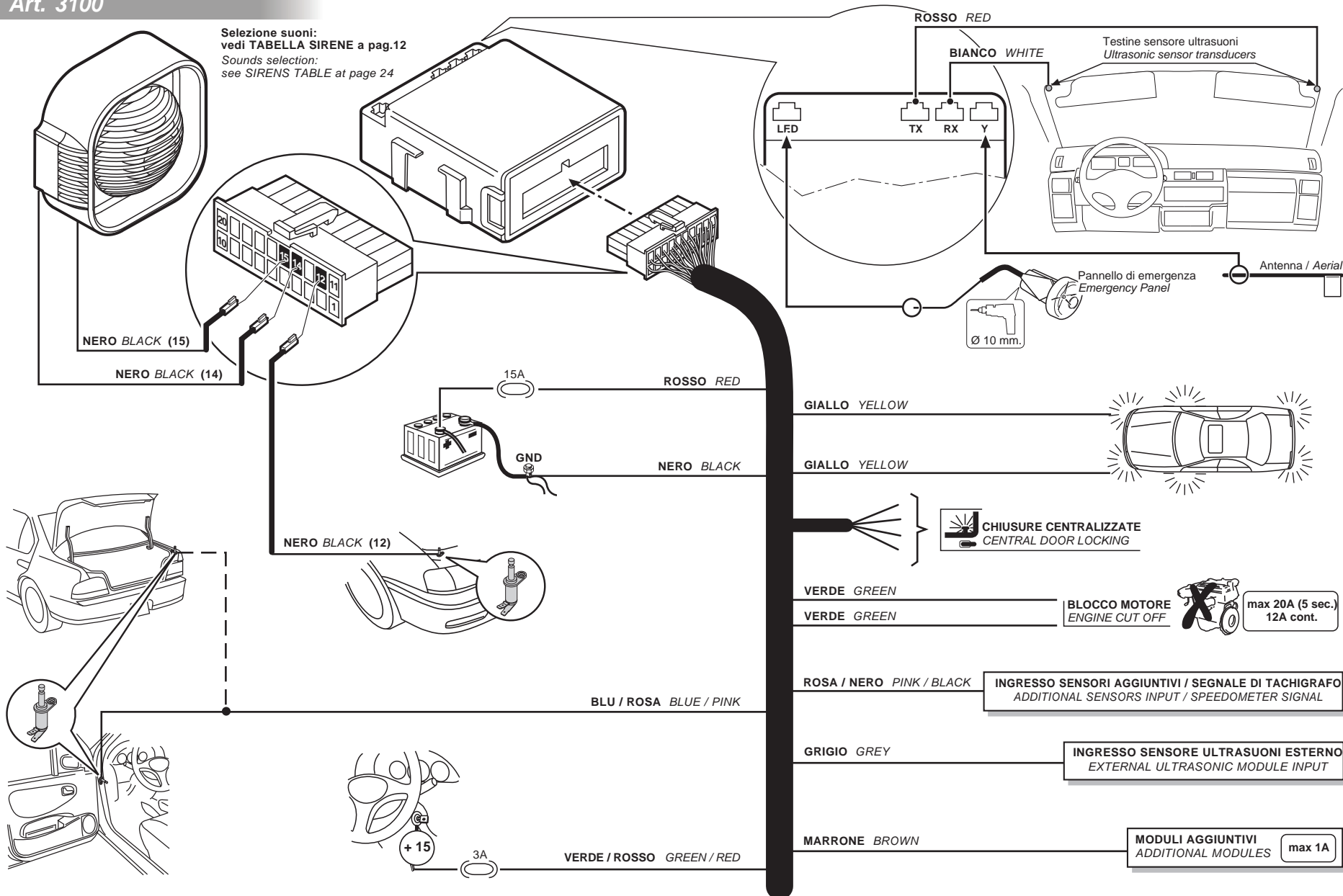
INGRESSO SENSORE ULTRASUONI ESTERNO
EXTERNAL ULTRASONIC MODULE INPUT

MARRONE BROWN


MODULI AGGIUNTIVI
ADDITIONAL MODULES

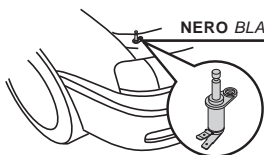

max 1A

Selezione suoni:
vedi TABELLA SIRENE a pag.12
Sounds selection:
see SIRENS TABLE at page 24

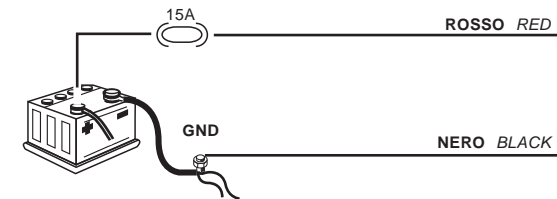
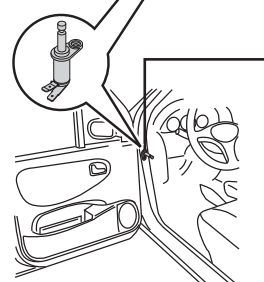



Selezione uscita clacson fissa/intermittente:
vedi TABELLA SIRENE a pag.12
Fix/alternating clacson output mode selection:
See SIRENS TABLE at page 24

 COLLEGAMENTO DELL'AVVISATORE ACUSTICO ORIGINALE
E SIRENA SUPPLEMENTARE (vedi schemi G-H)
ORIGINAL HORN AND ADDITIONAL SIREN CONNECTION
(See drawing G-H)

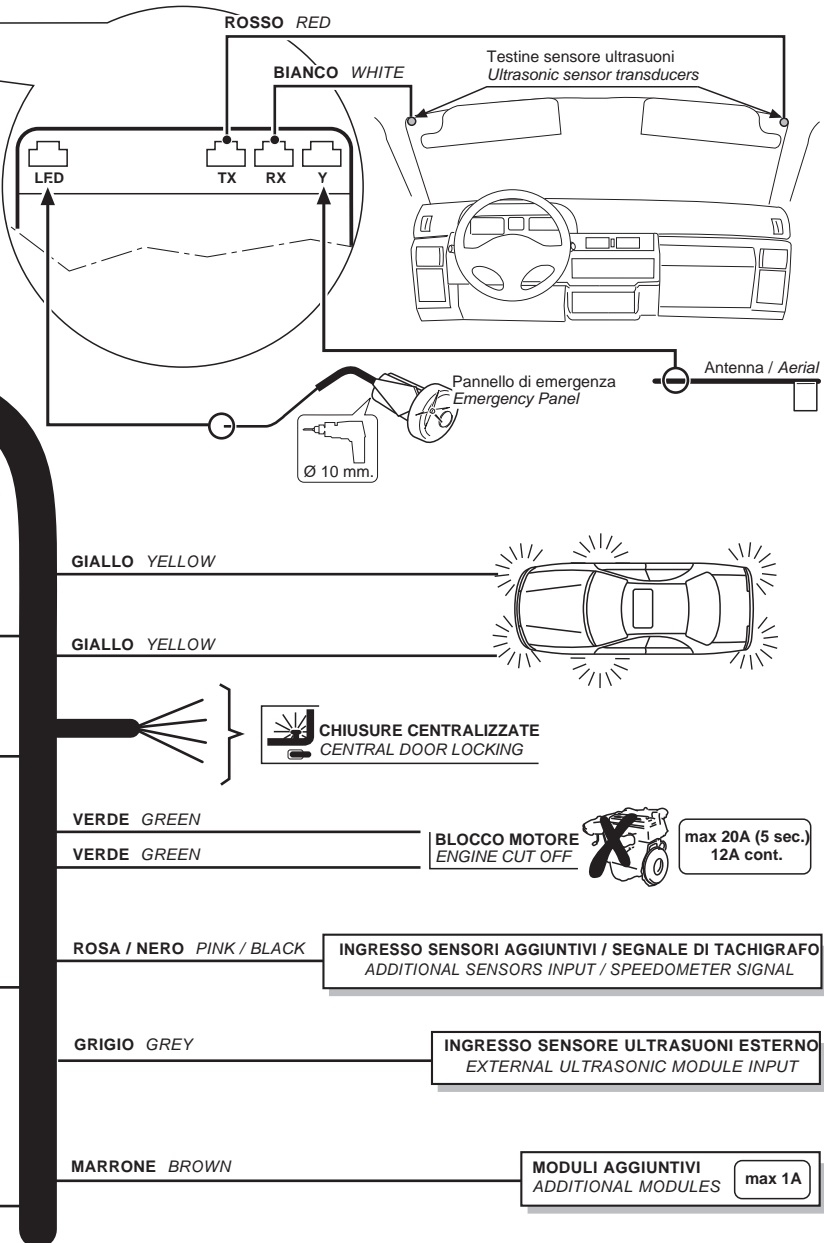


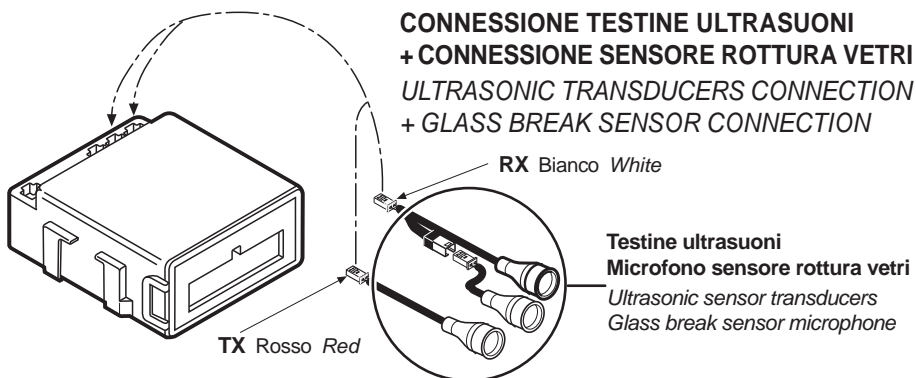
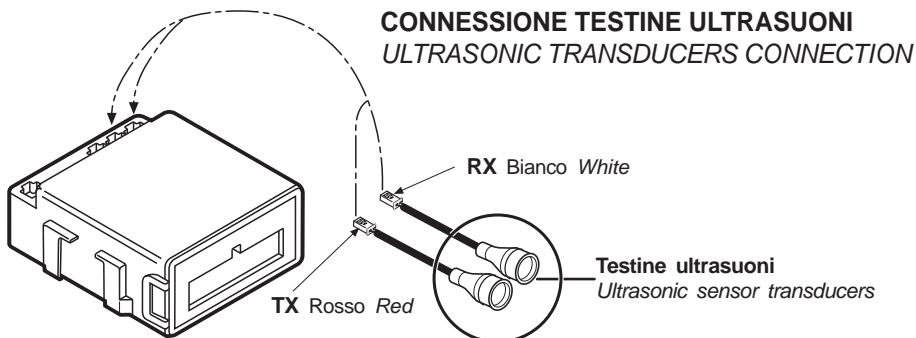
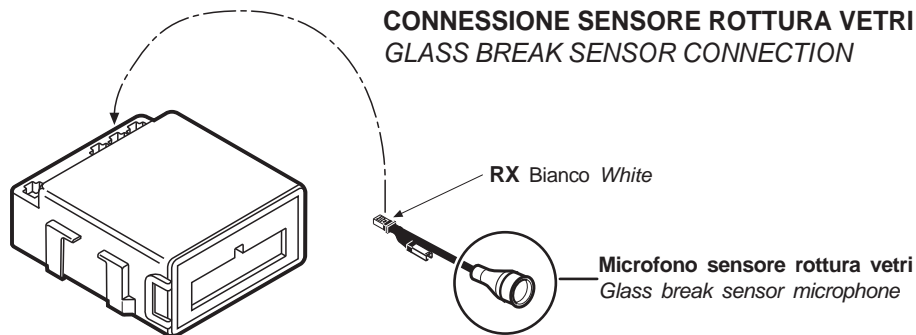
NERO BLACK (12)



BLU / ROSA BLUE / PINK

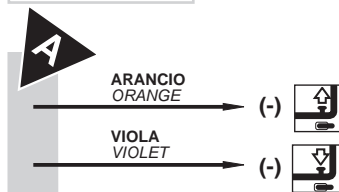
VERDE / ROSSO GREEN / RED





CHIUSURE CENTRALIZZATE
CENTRAL DOOR LOCKING

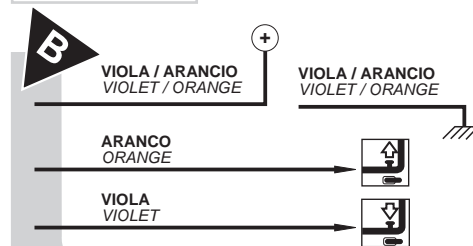
2 FILI - 2 WIRES



AUTO CON CHIUSURE A COMANDO NEGATIVO
VEHICLES WITH NEGATIVE CDL PULSE

CHIUSURA / APERTURA 1 secondo	LOCK / UNLOCK 1 second
SELEZIONE 1 disattiva	SELECTION 1 deactivated
SELEZIONE 2 disattiva	SELECTION 2 deactivated

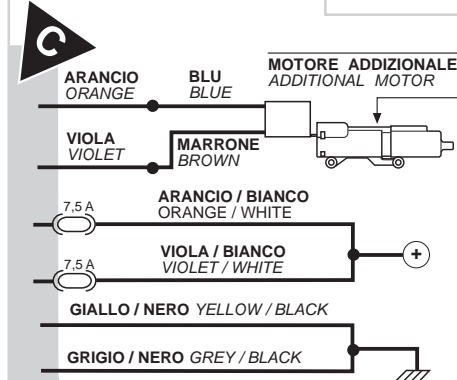
3 FILI - 3 WIRES



AUTO CON CHIUSURE A COMANDO NEGATIVO O POSITIVO
VEHICLES WITH NEGATIVE OR POSITIVE CDL PULSE

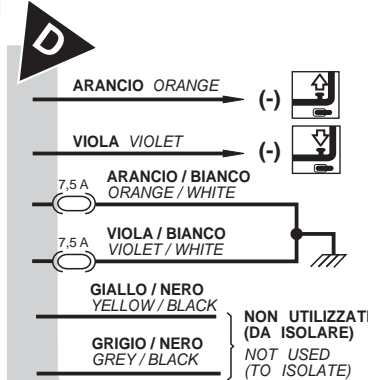
CHIUSURA CONFORT APERTURA	24 Secondi 1 Secondo	CONFORT LOCK UNLOCK	24 Seconds 1 Second
SELEZIONE 1 attiva		SELECTION 1 activated	
SELEZIONE 2 attiva		SELECTION 2 activated	

6 FILI - 6 WIRES



AUTO SPROVVISTE DI AZIONATORE PORTIERA LATO GUIDA
VEHICLES WITHOUT ACTUATOR IN THE DRIVER'S SIDE DOOR

CHIUSURA / APERTURA 1 secondo	LOCK / UNLOCK 1 second
SELEZIONE 1 disattiva	SELECTION 1 deactivated
SELEZIONE 2 disattiva	SELECTION 2 deactivated



AUTO CON CHIUSURE A COMANDO NEGATIVO
VEHICLES WITH NEGATIVE CDL PULSE

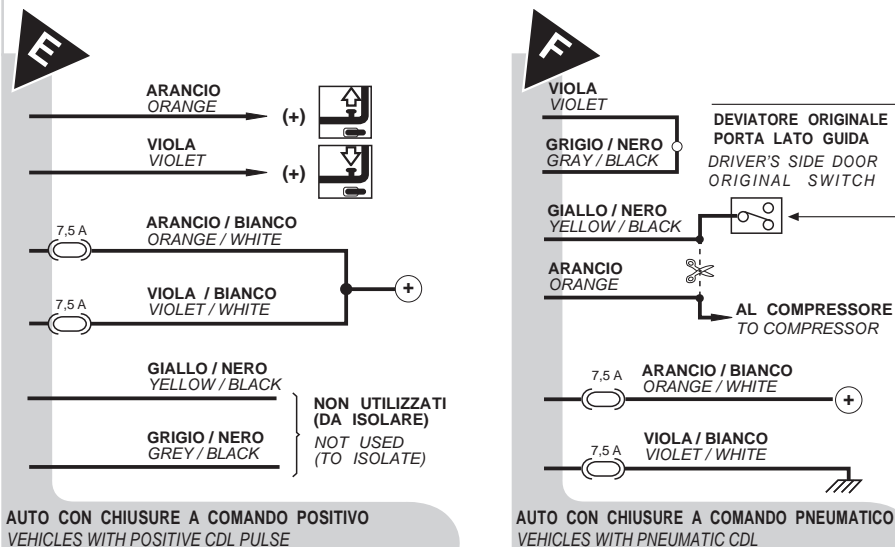
CHIUSURA / APERTURA 1 secondo	LOCK / UNLOCK 1 second
SELEZIONE 1 disattiva	SELECTION 1 deactivated
SELEZIONE 2 disattiva	SELECTION 2 deactivated

CHIUSURA CONFORT APERTURA	24 secondi 1 secondo	CONFORT LOCK UNLOCK	24 seconds 1 second
SELEZIONE 1 attiva		SELECTION 1 activated	
SELEZIONE 2 attiva		SELECTION 2 activated	



CHIUSURE CENTRALIZZATE CENTRAL DOOR LOCKING

6 FILI - 6 WIRES



CHIUSURA / APERTURA 1 secondo	LOCK / UNLOCK 1 second
SELEZIONE 1 disattiva	SELECTION 1 deactivated
SELEZIONE 2 disattiva	SELECTION 2 deactivated
CHIUSURA CONFORT 24 secondi	CONFORT LOCK 24 seconds
APERTURA 1 secondo	UNLOCK 1 second
SELEZIONE 1 attiva	SELECTION 1 activated
SELEZIONE 2 attiva	SELECTION 2 activated

Per l'impostazione dei dati riguardanti la SELEZIONE 1 e SELEZIONE 2 riferirsi alla procedura di programmazione e alla tabella delle funzioni base a pag. 10 - 11

For SELECTION 1 and SELECTION 2 setting data refer to the basic functions programming procedure at pages 22 - 23

CHIUSURA COMPRESSORE 6 secondi	COMPRESSOR LOCK 6 seconds
SELEZIONE 1 disattiva	SELECTION 1 deactivated
SELEZIONE 2 attiva	SELECTION 2 activated



COLLEGAMENTO DELL'AVVISATORE ACUSTICO ORIGINALE E SIRENA SUPPLEMENTARE ORIGINAL HORN AND ADDITIONAL SIREN CONNECTION

